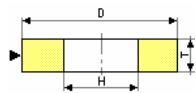
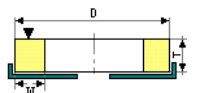
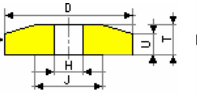
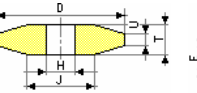
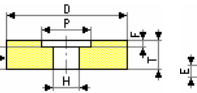
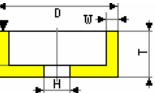
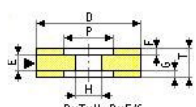
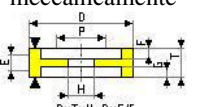
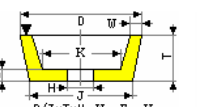
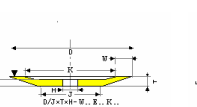
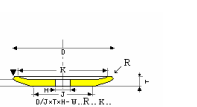





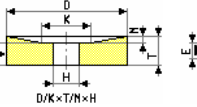
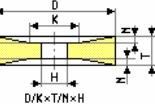
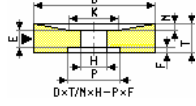
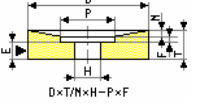
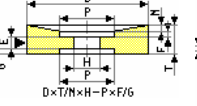
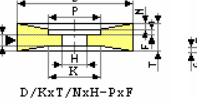
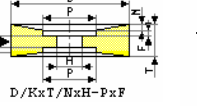
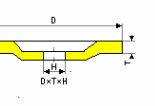
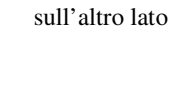

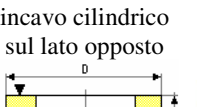
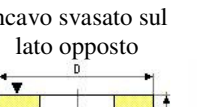
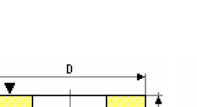
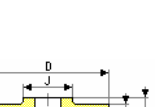

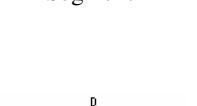
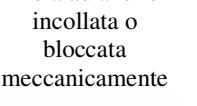
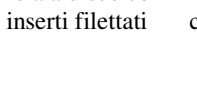
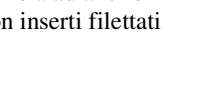
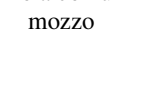


Appendice 1-Forme e profili dei prodotti

Forme normalizzate ISO degli abrasivi rigidi

La freccia indica il lato di molatura

					
Tipo 1 Mola piana	Tipo 2 Mole ad anello incollate o blocate meccanicamente	Tipo 3 Mola a bisello singolo	Tipo 4 Mola a bisello doppio	Tipo 5 Mola con incavo cilindrico su un lato	Tipo 6 Mola a tazza cilindrica
					
Tipo 7 Mola con incavo cilindrico su entrambi i lati	Tipo 9 Mola a doppia tazza	Tipo 11 Mola a tazza conica	Tipo 12 Mola a scodella	Tipo 13 Mola a scodella con bordo arrotondato	Tipo 16 Mola a ogiva con inserto filettato
					
Tipo 17 Mola conica con inserto filettato	Tipo 18 Mola cilindrica con inserto filettato	Tipo 18R Mola cilindrica a testa raggiata con inserto filettato	Tipo 19 Mola cilindrica a testa tronco conica con inserto filettato	Tipo 20 Mola con un incavo svasato	Tipo 21 Mola con due incavi svasati
					
Tipo 22 Mola con un incavo svasato su un lato e incavo cilindrico sull'altro lato	Tipo 23 Mola con incavo svasato e incavo cilindrico sullo stesso lato	Tipo 24 Mola con un incavo svasato su incavo cilindrico su un lato e incavo cilindrico sul lato opposto	Tipo 25 Mola con un incavo svasato su incavo cilindrico su un lato e incavo svasato sul lato opposto	Tipo 26 Mola con un incavo cilindrico e incavo svasato su entrambi i lati	Tipo 27 Mola a centro depresso
					
Tipo 28 Mola a centro depresso conica	Tipo 31 Segmenti	Tipo 35 Mola ad anello incollata o blocata meccanicamente	Tipo 36 Mola a disco con inserti filettati	Tipo 37 Mola ad anello con inserti filettati	Tipo 38 Mola con un mozzo
					
Tipo 39 Mola con doppio mozzo	Tipo 41 Mola troncatrice piana	Tipo 42 Mola troncatrice a centro depresso	Tipo 52 Mola con perno	Tipo 54 Pietre per levigatura e lappatura	Tipo 90 Pietre per affilatura manuale